



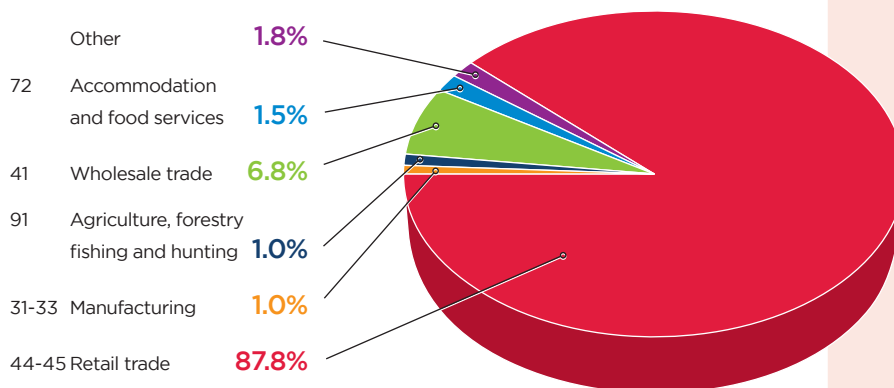
# Occupational Profile

## Butchers (Retail and Wholesale)

### Workforce Composition

Butchers (retail and wholesale) work primarily in the retail trade industry, accounting for almost 90% of the workforce. The wholesale industry (6.8%) accounts for the second-highest share of the butcher workforce. Less than 1% of butchers (retail and wholesale) in Canada work in the food manufacturing industry.

Figure 1 – Workforce Composition by Industry, 2021



Source: Statistics Canada, Custom Tabulation 2021 Census



### Profile Summary

Women

**12.1%**

of the workforce

Visible Minorities

**21.1%**

of the workforce

Immigrants

**21.3%**

of the workforce

Education

**57.6%**

of the workforce  
are lower-skilled workers<sup>1</sup>

Indigenous People

**4.0%**

of the workforce

People with Disabilities

**13.8%**

of the workforce

Age (55+)

**26.9%**

of the workforce

Age (15-24 years)

**18.6%**

of the workforce

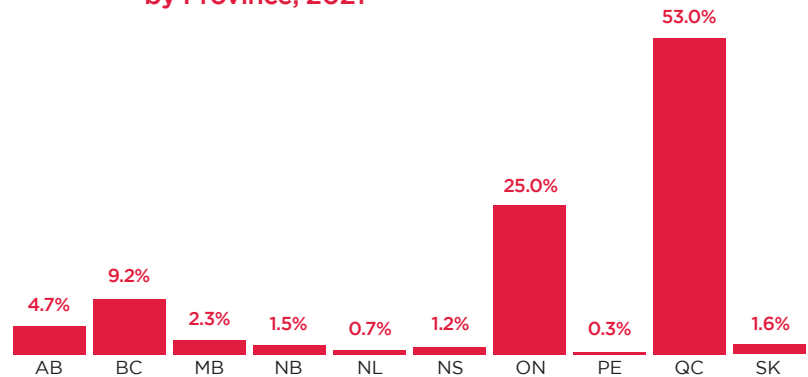
<sup>1</sup>The lower-skill labour force is the portion of the total labour force with no education beyond a high school diploma.



## Provincial Distribution

More than half of Canada's butcher (retail and wholesale) workforce (retail and wholesale) is concentrated in Quebec. An additional quarter is concentrated in Ontario. The location of the workforce follows the provincial employment distribution of the meat processing sector. A smaller but still notable share of butchers (retail and wholesale) work in British Columbia (9.2%) and Alberta (4.7%).

Figure 2 - Distribution of Butcher (Retail and Wholesale) by Province, 2021

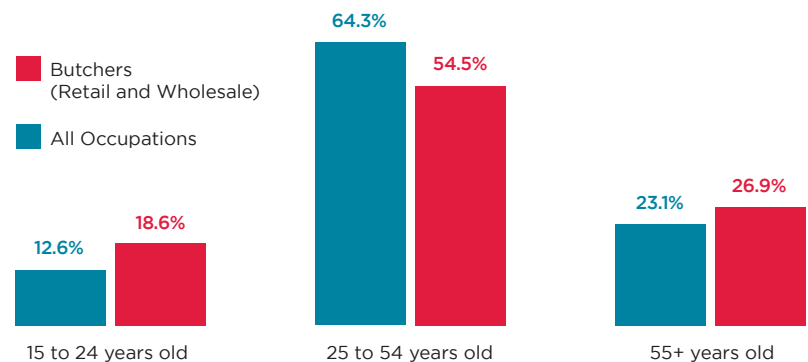


Source: Statistics Canada, Custom Tabulation 2021 Census

## Age Profile

In 2021, more than a quarter of the butcher (retail and wholesale) workforce (26.9%) was aged 55 and older. This percentage is higher than the share of 23.1% across all occupations. However, the butcher (retail and wholesale) workforce has successfully attracted youth. Nearly a fifth (18.6%) of the workforce is under the age of 25, compared to 12.6% across all occupations.

Figure 3 - Age Composition (All Occupations and Butcher Workforce, 2021)

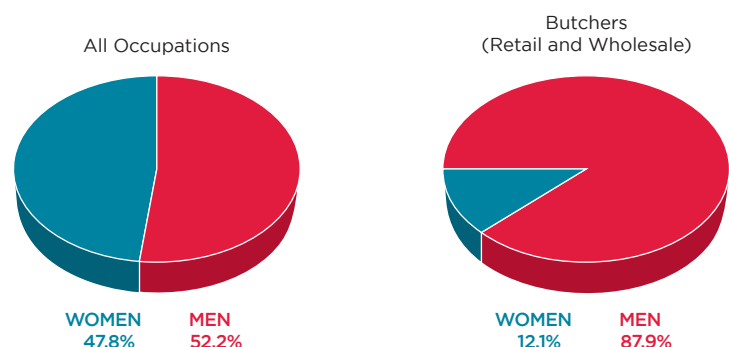


Source: Statistics Canada, Custom Tabulation 2021 Census

## Gender

Women are significantly underrepresented in the butcher (retail and wholesale) workforce. Men comprise nearly 90% of the butcher workforce, while women comprise 12.1%. This figure is exceptionally lower than the share of women across all industries (47.8%).

Figure 4 - Gender Composition (All Occupations and Butcher Workforce), Canada, 2021



Source: Statistics Canada, Custom Tabulation 2021 Census

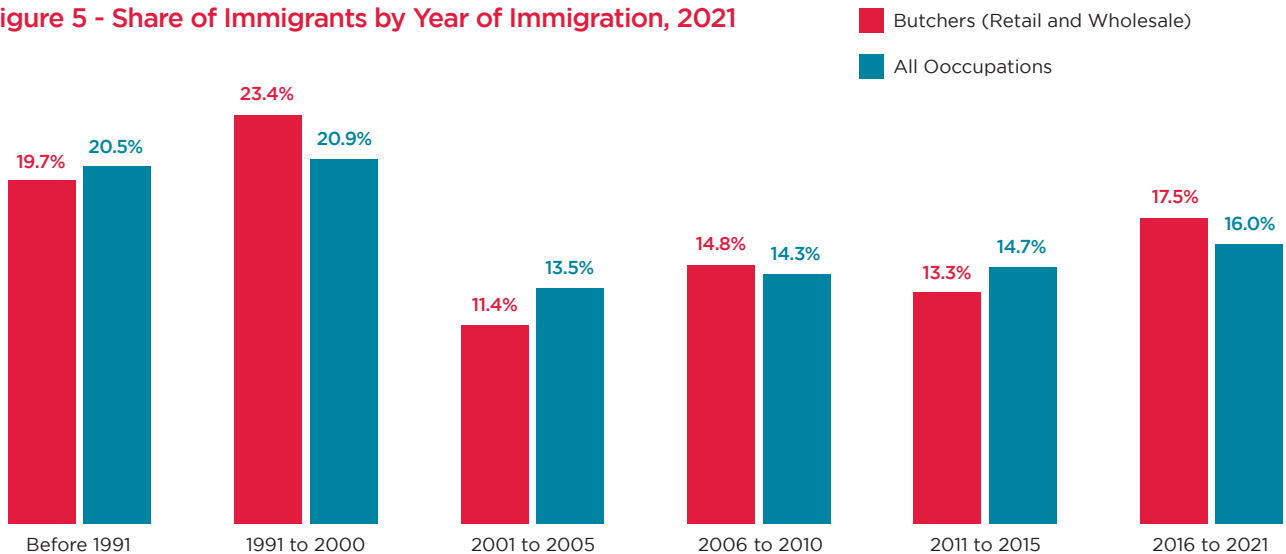


## Immigration Status

In 2021, more than a fifth (21.3%) of the butcher (retail and wholesale) workforce were immigrants, slightly below the share of 25.8% reported across all occupations.

As shown in Figure 5, the highest share of immigrants in the butcher (retail and wholesale) workforce arrived between 1991 and 2000. Recent immigrants who arrived between 2016 and 2021 make up 17.5% of the total number of immigrants in the butcher (retail and wholesale) workforce, slightly higher than the share across all occupations.

Figure 5 - Share of Immigrants by Year of Immigration, 2021




Source: Statistics Canada, Custom Tabulation 2021 Census

## Indigenous Peoples

Indigenous People represent 4.0% of the butcher (retail and wholesale) workforce, which is in line with the share of 4.1% across all occupations.

Figure 6 - Share of Indigenous People in the Butcher Workforce, 2021



Source: Statistics Canada, Custom Tabulation 2021 Census

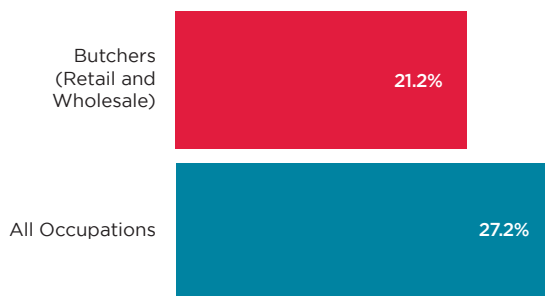




## Visible Minorities

More than a quarter (21.1%) of the butcher (retail and wholesale) workforce is made up of visible minorities. The share of visible minorities in the butcher (retail and wholesale) workforce is nearly six percentage points lower than the share of 27.2% reported across all occupations.

**Figure 7 - Share of Visible Minorities in the Butcher (Retail and Wholesale) Workforce, 2021**



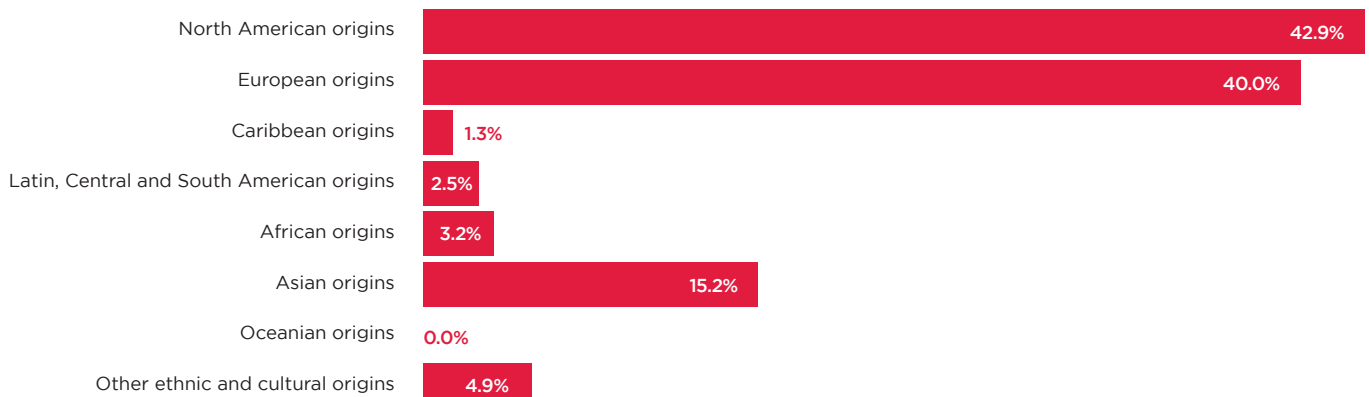
Source: Statistics Canada, Custom Tabulation 2021 Census



## Ethnic Origin

In 2021, the predominant ethnicity identified among butchers (retail and wholesale) in the workforce was “North American Origin,” with 42.9% of workers reporting this origin. The second most frequently cited origin was “European Origins,” reported by 40.0% of the workforce.

**Figure 8 - Most Common Ethnic or Cultural Origin Reported, 2021**



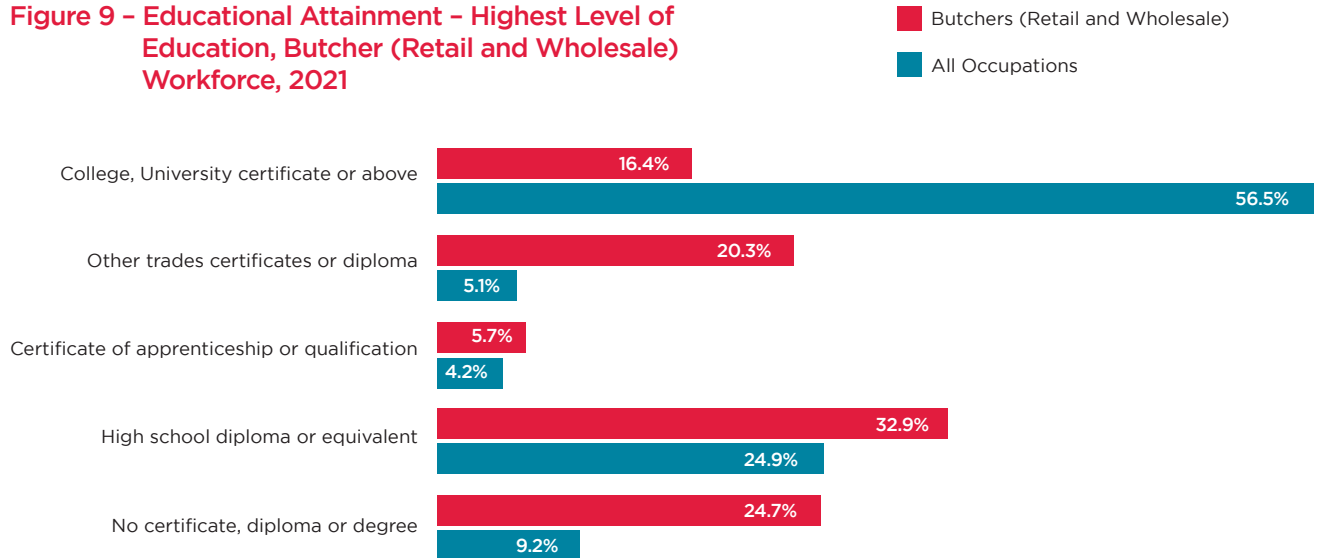
Source: Statistics Canada, Custom Tabulation 2021 Census



## Education

In 2021, less than a fifth of the butcher (retail and wholesale) workforce reported having higher education at the college or university level. The majority (57.6%) of the butcher (retail and wholesale) workforce reported having a high school education or no certificate, diploma, or degree. This figure is notably higher than the share of 34.1% across all occupations.

**Figure 9 – Educational Attainment – Highest Level of Education, Butcher (Retail and Wholesale) Workforce, 2021**



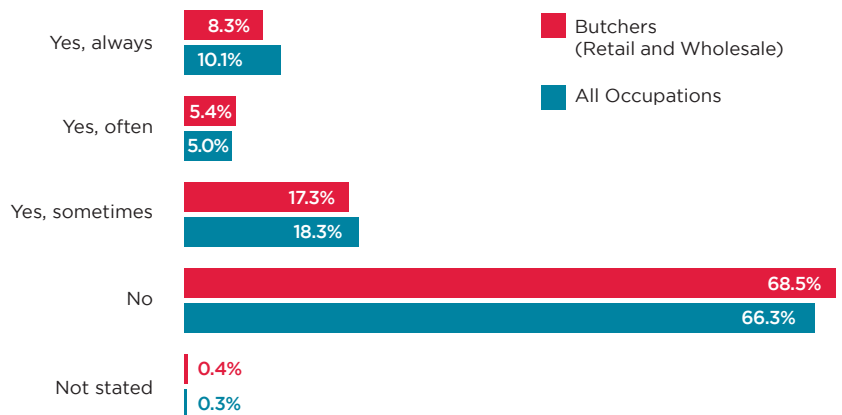
Source: Statistics Canada, Custom Tabulation 2021 Census

## People with Disabilities

For this report, people with disabilities are defined as individuals in the workforce who report they 'often' or 'always' have difficulties with the activities of daily living (e.g., seeing, hearing, walking, learning, etc.) because of physical, mental, or other health-related issues.

In 2021, people with disabilities accounted for 13.8% of the butcher workforce. This figure is slightly lower than the share of 15.1% across all occupations.

**Figure 10 - Difficulties with Activities of Daily Living, Butcher Workforce (Retail and Wholesale), 2021**



Source: Statistics Canada, Custom Tabulation 2021 Census