



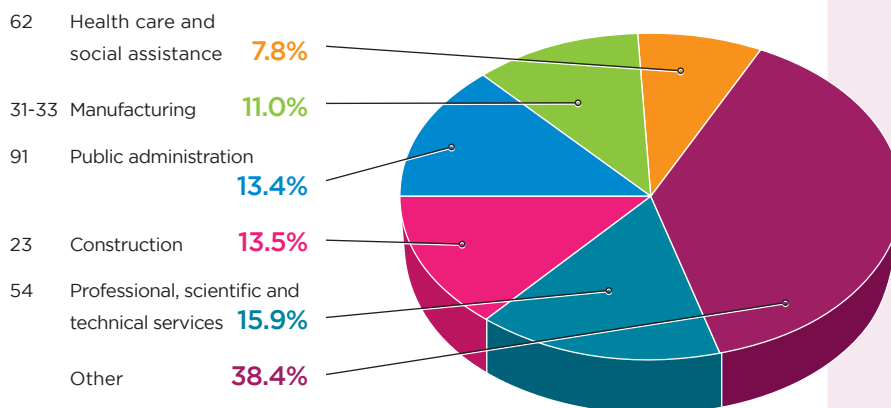
Occupational Profile

Occupational Health and Safety Specialist

Workforce Composition

Occupational health and safety specialists work in many industries across Canada. The professional, scientific, and technical services industry has the highest share (15.9%) of occupational health and safety specialists, followed by the construction industry (13.5%). The 'other' category comprises the remaining 15 industries (38.4%) not shown in Figure 1. Approximately 2% of occupational health and safety specialists in Canada work in the food and beverage manufacturing industry.

Figure 1 – Workforce Composition by Industry, 2021



Source: Statistics Canada, Custom Tabulation 2021 Census



Profile Summary

Women
39.5%
of the workforce

Visible Minorities
15.4%
of the workforce

Immigrants
15.8%
of the workforce

Education
72.6%
of the workforce
are lower-skilled workers¹

Indigenous People
4.8%
of the workforce

People with Disabilities
18.0%
of the workforce

Age (55+)
22.9%
of the workforce

Age (15-24 years)
4.0%
of the workforce

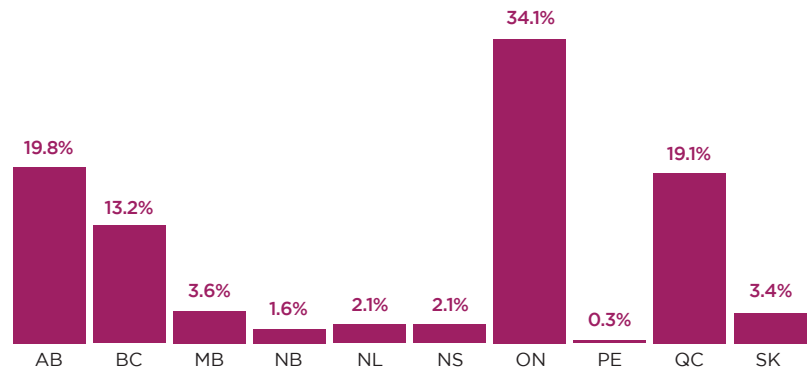
¹ The lower-skill labour force is the portion of the total labour force with no education beyond a high school diploma.



Provincial Distribution

Ontario accounts for over a third (34.1%) of Canada's occupational health and safety specialist workforce. Quebec accounts for an additional 19.1% of the workforce. British Columbia and Alberta comprise a third of the workforce. The remaining provinces comprise 13% of the occupational health and safety specialist workforce.

Figure 2 - Distribution of the Occupational Health And Safety Specialists by Province, 2021

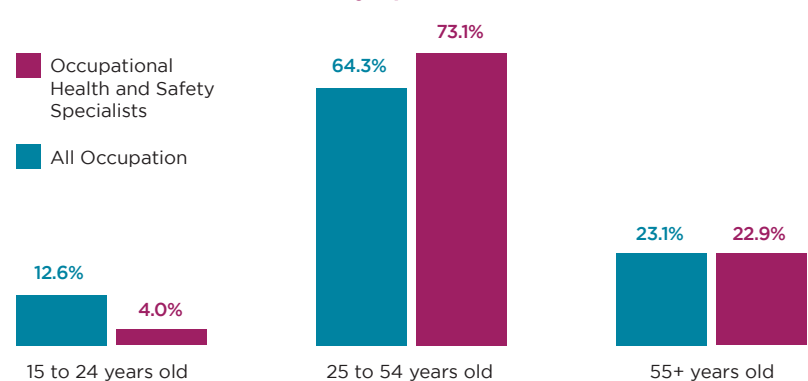


Source: Statistics Canada, Custom Tabulation 2021 Census

Age Profile

In 2021, most occupational health and safety specialists were in the core-aged working group (age 25 to 54), accounting for nearly three-quarters (73.1%) of the workforce. The higher education requirement of the occupation leads to a small share of youth working as occupational health and safety specialists (4.0%) compared to the overall workforce (12.6%). Nearly a quarter (22.9%) of the workforce is aged 55 and older, which is comparable with the share of 23.1% across all occupations.

Figure 3 - Age Composition (All Occupations and Occupational Health and Safety Specialist Workforce, 2021)

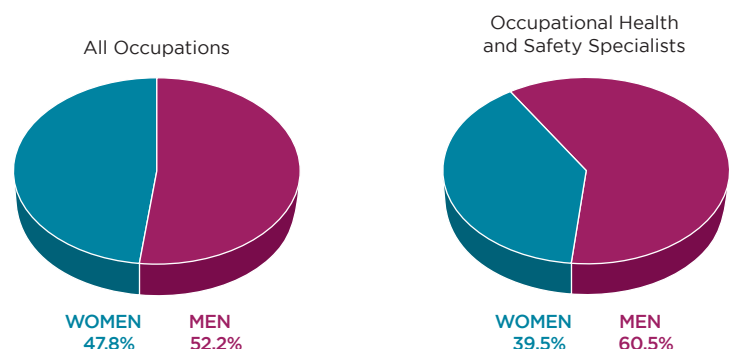


Source: Statistics Canada, Custom Tabulation 2021 Census

Gender

Men comprise 60.5% of the occupational health and safety specialist workforce, while women comprise 39.5%. This figure is smaller than the share of women across all occupations (47.8%).

Figure 4 - Gender Composition (All Occupations and Occupational Health and Safety Specialist Workforce), Canada, 2021



Source: Statistics Canada, Custom Tabulation 2021 Census

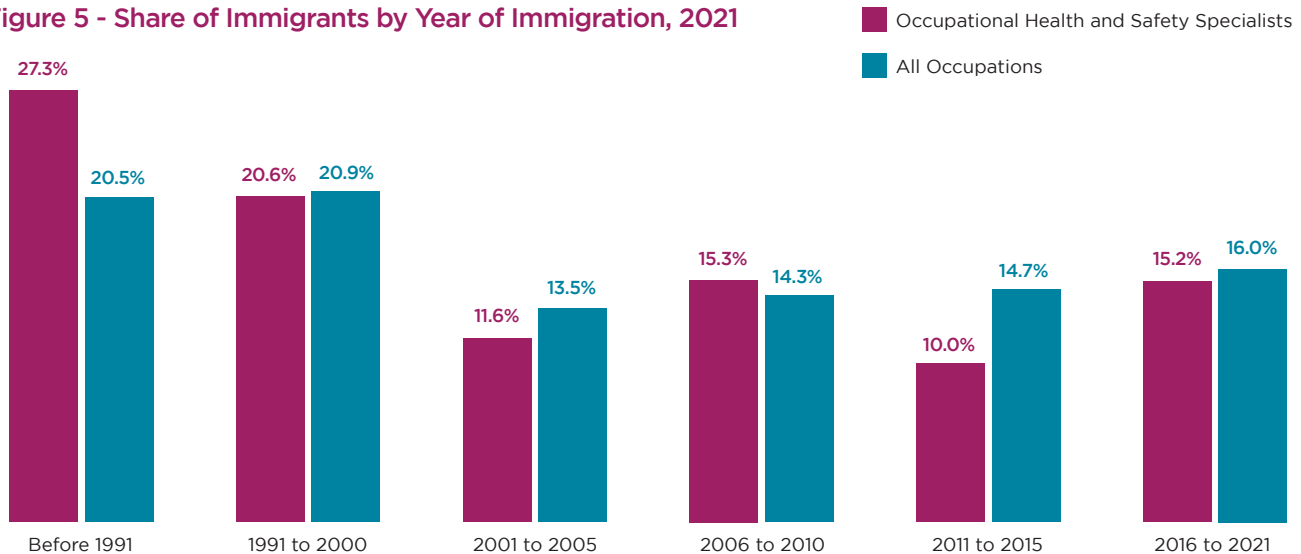


Immigration Status

In 2021, immigrants comprised 15.8% of Canada's occupational health and safety specialist workforce. This figure is significantly below the share of 25.8% across all occupations.

The highest share of immigrants in the occupational health and safety specialist workforce landed before 1991, as shown in Figure 5. Recent immigrants (those who landed between 2016 and 2021) comprise 15.2% of immigrants in the occupational health and safety specialist workforce, comparable with the share across all occupations.

Figure 5 - Share of Immigrants by Year of Immigration, 2021

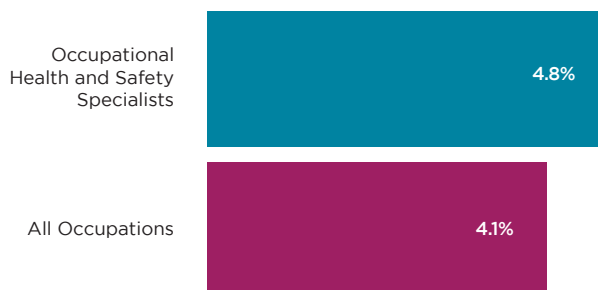


Source: Statistics Canada, Custom Tabulation 2021 Census

Indigenous Peoples

In 2021, Indigenous People accounted for nearly 5% of the occupational health and safety specialist workforce; this figure is slightly higher than the share of 4.1% across all occupations.

Figure 6 - Share of Indigenous People in the Occupational Health and Safety Specialist Workforce, 2021



Source: Statistics Canada, Custom Tabulation 2021 Census

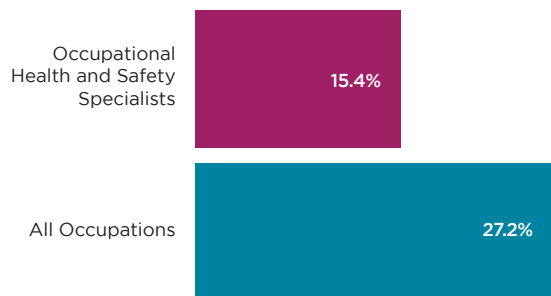




Visible Minorities

In 2021, visible minorities accounted for 15.4% of the occupational health and safety specialist workforce. The share of visible minorities is notably lower than the 27.2% reported across all occupations.

Figure 7 - Share of Visible Minorities in the Occupational Health and Safety Specialist Workforce, 2021



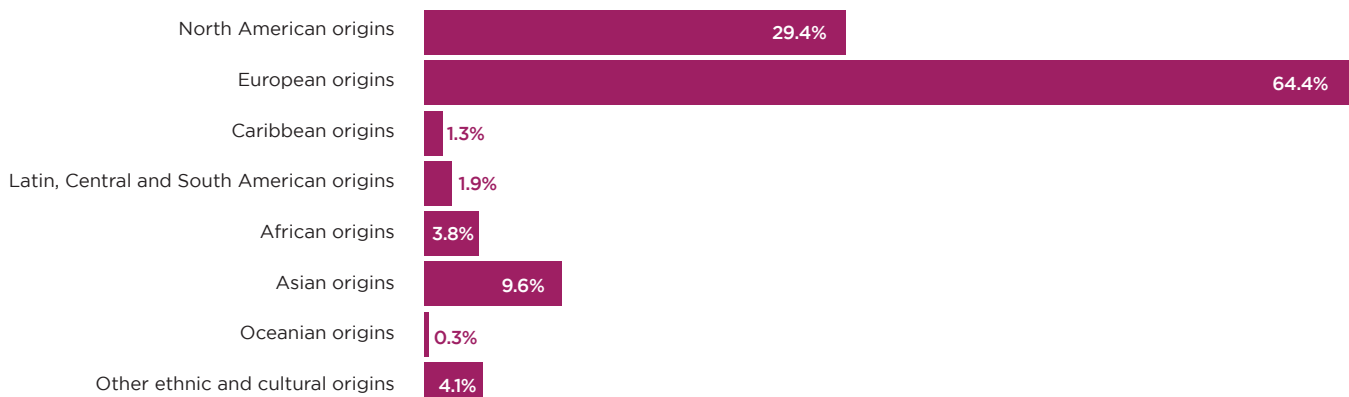
Source: Statistics Canada, Custom Tabulation 2021 Census



Ethnic Origin

In 2021, the predominant ethnicity identified among occupational health and safety specialists in the workforce was “European Origins,” with approximately two-thirds of workers reporting this origin. “North American Origins,” the second most frequently cited origin, was reported by 29.4% of the workforce.

Figure 8 - Most Common Ethnic or Cultural Origin Reported, 2021



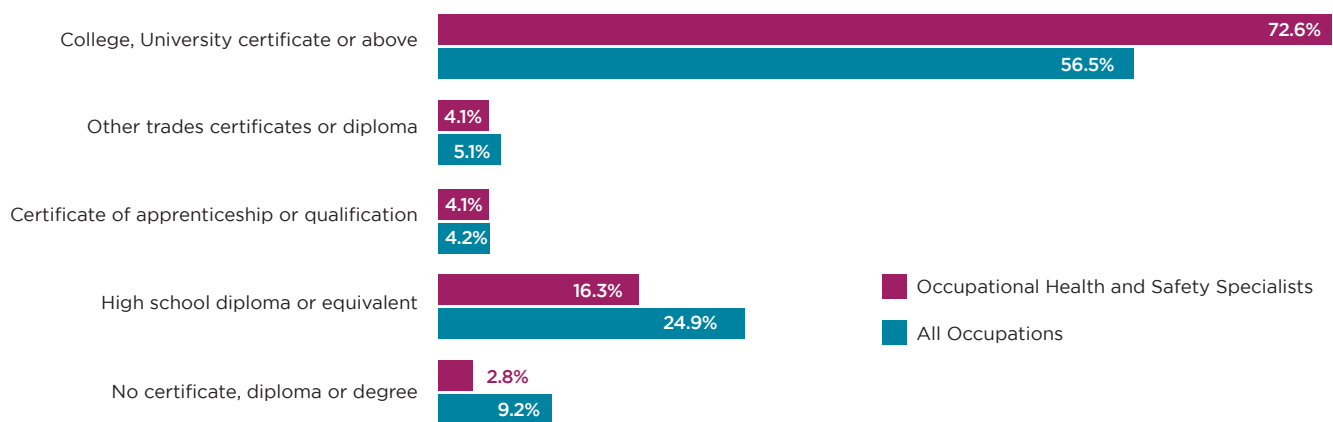
Source: Statistics Canada, Custom Tabulation 2021 Census



Education

Almost three-quarters of the occupational health and safety specialist workforce have a college or university-level education. This figure is above the average across all occupations (56.5%). Nearly a fifth (19.1%) of the workforce have a high school education or no certification, diploma or degree.

Figure 9 - Educational Attainment - Highest Level of Education, Occupational Health and Safety Specialists Workforce, 2021



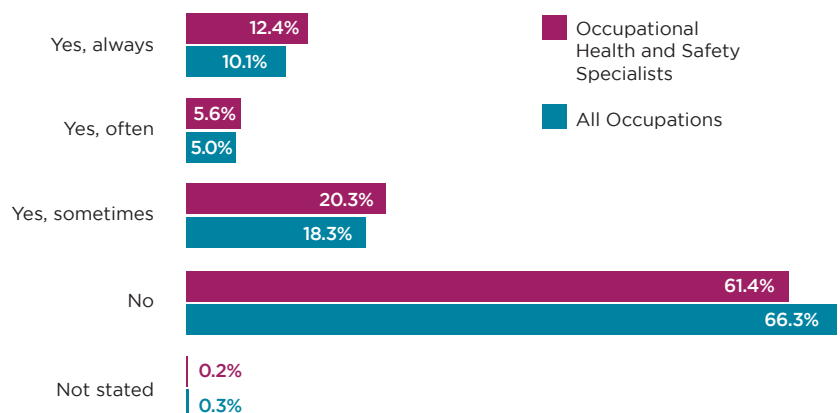
Source: Statistics Canada, Custom Tabulation 2021 Census

People with Disabilities

For this report, people with disabilities are defined as individuals in the workforce who report they 'often' or 'always' have difficulties with the activities of daily living (e.g., seeing, hearing, walking, learning, etc.) because of physical, mental, or other health-related issues.

In 2021, people with disabilities accounted for 18.0% of the occupational health and safety specialist workforce. This figure is approximately three percentage points higher than the share across all occupations.

Figure 10 - Difficulties with Activities of Daily Living, Occupational Health and Safety Specialists Workforce, 2021



Source: Statistics Canada, Custom Tabulation 2021 Census